



**CARDBOARD**  
SUPERHEROES



# BIG BEN

ARCHITECTURE  
& DESIGN  
CURRICULUM



**KU** THE UNIVERSITY OF  
**KANSAS**  
School of  
Architecture & Design

Contact Us

[www.cardboardsuperheroes.com](http://www.cardboardsuperheroes.com)

[info@cardboardsuperheroes.com](mailto:info@cardboardsuperheroes.com)

[@cardboardsuperheroes](https://twitter.com/cardboardsuperheroes)

# WELCOME!



**Bauer Lee**

**Cardboard Superheroes**  
**FOUNDER**

**[bauer@cardboardsuperheroes.com](mailto:bauer@cardboardsuperheroes.com)**

Cardboard Superheroes is a non-profit organization with a mission to promote creative thinking and learning through immersive and engaging experiences to inspire the next generation of innovators.

We are a STEAM driven organization pushing the boundaries of education by designing exhibitions, workshops, tutorials, academic resources, and more! The creators also built life-sized cardboard models such as Iron Man, C-3PO, Groot, Wall-E, Black Manta, Hulkbuster, and more!



**CARDBOARD**  
**SUPERHEROES**



**KU** THE UNIVERSITY OF  
**KANSAS**

Cardboard Superheroes has partnered with The University of Kansas to bring you the Architecture & Design curriculum.

This curriculum will teach you to build cardboard architectural buildings ranging from the Empire State Building, Sydney Opera House, Louvre Museum, Eiffel Tower, and more. Through these models, students will learn a variety of design techniques to perfect their craft and introduce them to the world of architecture.

Be sure to check us out on Instagram for updates and new projects!  
**@cardboardsuperheroes** and **@universityofkansas**

**Big Ben**

# HISTORY



## Fun Facts!

- “Big Ben” is a nickname; its actual name is Elizabeth Tower
- There are 312 pieces of glass in each clock dial
- The latin words under the clock face read “O Lord, keep safe our Queen Victoria the First”
- Each dial is seven meters long



# INSTRUCTIONS



What's included in this curriculum:

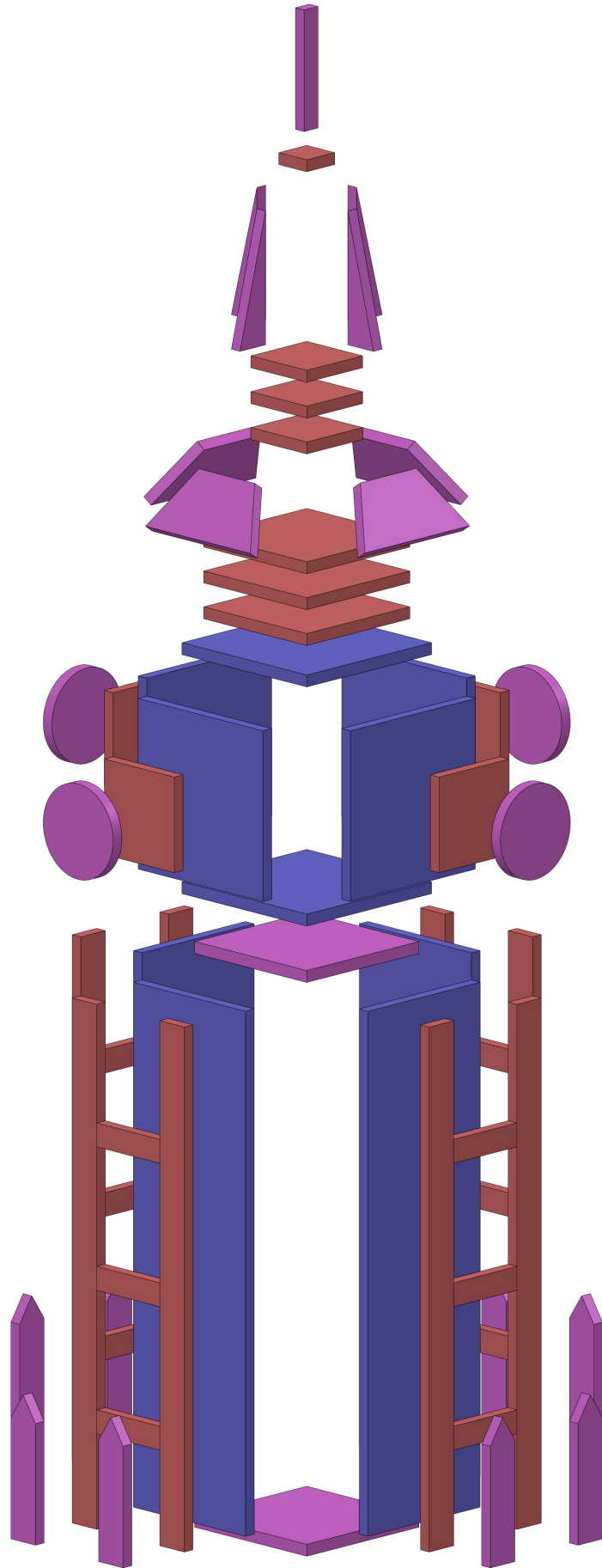
- Reference images (pg 4)
- 3D exploded view (pg 5)
- Paper cut-out template

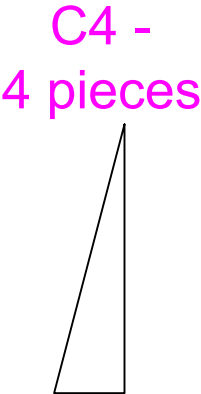
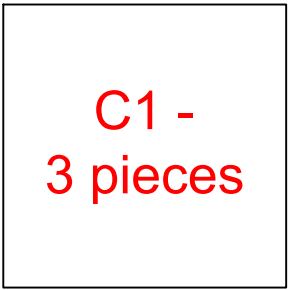
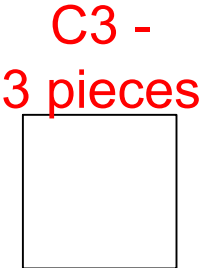
For supplies, you will need to gather the following materials:

- Cardboard (i.e. Amazon boxes)
- Hot glue gun/sticks
- Scissors (i.e. Kitchen Aid)
- Single sided tape


**\*Use the references images and 3D exploded view of the architectural building to help guide you through the creation of your model\***









B3 - 4 pieces



A5 - 8 pieces



B2 - 4 pieces



A4 - 12 pieces

